



CSCE OSCE MANUAL

Criteria, Content & Scoring of the Computer Simulated
Clinical Examination



ALL RIGHTS RESERVED

CDCA-WREB-CITA

EXAM YEAR

2023-2024

CONTENTS

THE ADEX
EXAMINATION SERIES 4

PROMETRIC 6
TEST CENTERS

EXAMINATION 7
CONTENT

ITEM TYPES 9

SCORING & 11
POINTS



ONE

AGENCY.

ONE

MISSION.

ONE

NATIONAL

EXAM.



THE ADEX EXAMINATION SERIES



Candidates taking this examination series do so voluntarily and agree to accept the provisions and to follow the rules established by ADEX and the CDCA-WREB-CITA for the ADEX examination as detailed in this manual.

SERIES COMPONENTS

The ADEX Dental Hygiene Examination series is the examination developed by the American Board of Dental Examiners, Inc. (ADEX) The ADEX examination series consists of computer simulations and clinical examinations performed on patients and manikins. The series is utilized to assist licensing jurisdictions in making decisions concerning the licensure of dentists. The examination consists of two skill-specific clinical and simulated clinical examinations:

One computer-simulated examination (knowledge-based section):

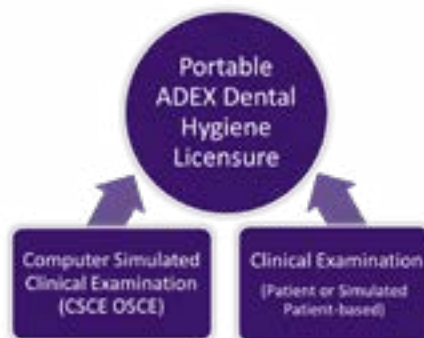
Computer Simulated Clinical Examination (CSCE OSCE)

One clinical examination performed either on a patient or on a simulated patient:

Patient Treatment Clinical Examination (PTCE) Or

Simulated Patient Treatment Clinical Examination (SPTCE)

The Computer Simulated Clinical Examination (CSCE) OSCE – is designed to assess various levels of diagnosis and treatment planning knowledge, skills, and abilities. Clinically-based questions are utilized through computer-enhanced photographs, radiographs, optical images of study and working models, laboratory data, and other clinical digitized reproductions.





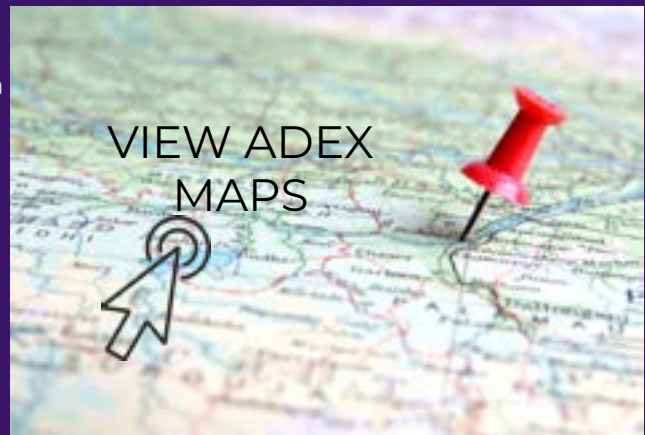
ADEX PORTABILITY MAPS

Maps depicting the portability of the ADEX examination can be found on our website. While updated regularly, these maps are for illustrative purposes of the ADEX Dental and Dental Hygiene Examination only.

Maps depict acceptance for initial licensure only. Initial licensure is acceptance of examination results as part of a complete presentation a licensure candidate has met a jurisdiction's requirements for practice.

CDCA-WREB-CITA provides the most accurate information possible to candidates on the visual portability maps. However, candidates are liable for understanding all requirements as noted by their jurisdiction.

Details regarding specific components required for initial licensure may be available on the map but should not be deemed 100% reliable.



ACCEPTANCE

The ADEX Examination Series is widely accepted for use in the dental licensure process in jurisdictions throughout the United States and Jamaica. Because of the rapidly changing nature of the licensure process in the United States, candidates are advised to contact the board of dentistry in the jurisdiction in which they intend to seek licensure to determine whether ADEX Exam results are acceptable in that jurisdiction.

PROMETRIC TEST CENTERS



Computerized examinations administered by CDCA-WREB-CITA are administered at Prometric Test Centers. Registration for these examinations is subject to candidate eligibility guidelines as available within the Candidate Portal.

Candidates should arrive at the Prometric Center at least 30 minutes prior to their scheduled appointment to allow time for check-in. Candidates who fail to appear for their scheduled test by the examination start time or who fail to appear at all will forfeit all associated exam fees and must re-register, pay again, and reschedule a seat at the testing center on a later date.

IDENTIFICATION & DOCUMENTATION

- Some acceptable forms of ID include: a government-issued driver's license, passport, military ID, and other forms of government identification. Social Security Cards, expired driver's licenses, and school IDs are not considered valid IDs for this purpose. Both IDs must show the same "first and last name" displayed on the candidate's profile.
- If you legally changed your name and have already scheduled an appointment with Prometric, you must bring the legal name change document with you on the day of the exam (i.e., marriage license, divorce decree, naturalization certificate).
- You may also submit documents via your Candidate Portal at least 2 business days before your scheduled appointment. A CDCA-WREB-CITA Candidate Services team member will work with Prometric to update your information.

The information outlined above is subject to change based on the policies and guidelines of Prometric please refer to them with additional questions Note that any appointment changes must be managed from within your Candidate Profile.

NOTICE: Changes/rescheduling/cancellations not managed from within your Candidate Portal may result in the display of inaccurate appointment information. ALWAYS manage your computerized examination from your Candidate Portal.

EXAMINATION CONTENT



OVERVIEW

The Computer Simulated Clinical Examination (CSCE) Objective Structured Clinical Examination (OSCE) is administered at a computer testing center upon authorization by the CDCA-WREB-CITA. Candidates register for the CSCE OSCE through the Candidate Portal and may attempt the CSCE OSCE at any time once they are verified. The test is administered on one day and is approximately two (2) hours in length.

As with all sections of the ADEX Dental Hygiene Examination Series, the 18-month rule and the 3-time failure rule apply.

CONTENT

The CSCE OSCE content is developed by a Dental Hygiene Examination Committee to ensure that the content and protocol of the examination are current and relevant. The examination content and evaluation methodologies are reviewed annually and periodically change to reflect current best practices. Because of the broad-based approach to test development, no single textbook or publication can be used as a reference. The examination is based on concepts taught and accepted by educational institutions accredited by the American Dental Association or Canadian Commission on Dental Accreditation. Any current textbook relevant to the subject matter of the examination utilized in such institutions is suitable as a study reference.

Simulations of actual patients are illustrated through digital images, radiographs, optical images of study, and working models, laboratory data, and other clinical digitized reproductions. Candidates may skip or mark items to be considered later. Once the examination is completed, however, the candidate will not be able to return to those questions. The time indicated on the computer screen is the amount of time for that subsection. There is no specific time limitation for each item. The following chart details the content of the CSCE OSCE and the weight of each area of study.



CSCE OSCE CONTENT	
Medical/Dental Assessment	12%
Intra and Extra Oral Assessment and Charting	27%
Intra and Extra Oral Examination	
Dental and Periodontal Charting and Assessment	
Soft Tissue, Bone, and Tooth Abnormalities	
Radiology/Imaging	15%
Dental Hygiene Care Planning	13%
Patient Care	19%
Periodontal Procedures	
Infection Control	
Medical Emergency Management	
Dental Specialties and Pharmacology	14%
Dental Specialties	
Applied Pharmacology	

ITEM TYPES



In addition to traditional multiple choice items, test takers will be presented advanced, alternative item types. Candidates do not need to be proficient in computer operations to succeed on any computer based examination. All test takers will be given an opportunity to participate in tutorial items at the outset of your examination. This tutorial will not impact your exam time.

HOT SPOT

In this item format, you will be presented with an image or a figure. You will then be asked to select a region on the image or figure that corresponds to the prompt in the question stem.

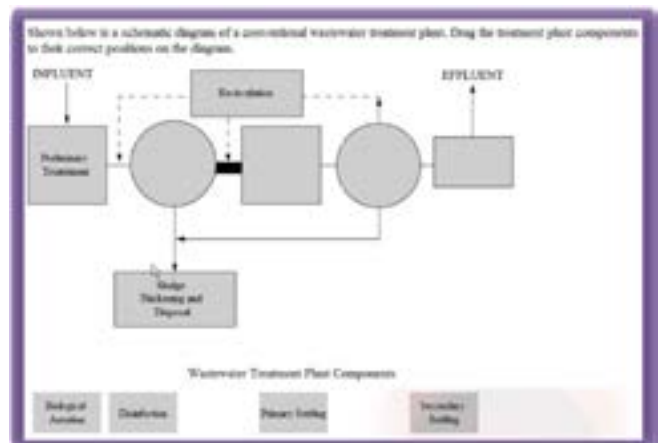
To select the region, click the correct region with the mouse. To change the answer, click on the existing marker and drag it to a different location. You will not get to highlight an entire area on an image, so be as precise as possible when making your selection. You may move the cursor around and select another part of the image at any time before moving on with a final selection. An example of a hot spot question is shown to the right. In this example, a correct answer would be selected by clicking the pupil.



DRAG AND DROP

These item types will ask you to sort, order, or group like items. In the example to the right, a diagram is shown without labels or some missing parts.

Examinees will be expected to refer to the image and use the cursor to click and pick up, then drop the labels. This type of question could also be used to sort, order, or express relationships.





MULTIPLE RESPONSE

This item format is similar to a multiple-choice item; however, the multiple response item consists of a question with more than one correct response. The question will always indicate how many responses are correct. The candidate is asked to indicate correct responses.

The example below shows a multiple response question.

A client has right homonymous hemianopsia secondary to a CVA several months ago. Deficits in the client's right visual field interfere with the client's ability to participate in IADL. One of the client's goals is to improve visual perceptual skills to be able to resume a hobby of cooking meals using recipes from a favorite cookbook. Which adaptive strategies should the COTA teach the client to use in order to achieve this goal?

Correct responses for Sample Question 1 are noted in bold text.

- A. Place boundary markers on the right side of the printed recipe.**
- B. Use a fluorescent pen to highlight key words in the recipe instruction.
- C. Place a ruler under each line of print that is being read on the recipe.**
- D. Scan the page to search for the first letter of each word in the recipe.
- E. Direct eye gaze towards the left margin of the recipe instruction page.
- F. Mark off each step of the recipe instructions as it is completed.**

EXTENDED MATCH

In an extended match question, you will be asked to click and then match one column of questions to another. Directions are provided in the question. Question tasks include matching responses to targets or placing responses in a specified order.

The example below is an extended match item. It asks the test taker to match the couples in literature. The test taker is supposed to click on a name in one column and match it with another.

Romeo	Claudio
Hero	Orlando
Rosalind	<u>Hermia</u>
<u>Lysander</u>	Juliet

SCORING & POINTS



There are 100 scored points on the CSCE OSCE. Some items may be worth more than one point. The final score for the CSCE OSCE is based on the percentage of items answered correctly and scaled to equate scores from year to year. A scaled score of 75 or higher is required to pass. The items will include multiple choice (traditional/single response), multiple choice (multiple response), extended match, drop down, fill-in-the-blank, hot spot, and drag & drop questions. Because of their complexity and need to refer to source material provided, some items may be worth more than one point.

An end screen with a “Pass” or “Fail” result will be shown to you at the end of your examination if you are testing within a Prometric facility. Scores will be posted within your candidate portal in 3-5 days.

PILOT ITEMS

There are as many as 15 pilot items on an exam, with no point value. Pilot items do not affect a candidate’s outcome and are used to determine the viability of an item for future use. Pilot items are not discernible from scored items, and do not add to the amount of time needed to test.



ALL RIGHTS RESERVED
©2023