

UMKC School of Dentistry  
CDCA-WREB-CITA Dental  
Candidate  
Site Information Guide

2023



**UMKC SCHOOL OF DENTISTRY**  
650 E. 25<sup>th</sup> St., Kansas City, MO 64108  
816-235-2137, Office of Clinical Programs

UMKC School of Dentistry is pleased to allow the use of its facilities for the CDCA-WREB-CITA exam. We would like to provide you, the applicant, with information that may help make your visit to UMKC School of Dentistry and Kansas City, MO more pleasant.

**Facility Fee: The facility fee is \$475.00 and will be collected by CDCA-WREB-CITA during online registration.**

### **Dental School Facilities and Services**

**Building Hours** - Candidates may enter through the NE entrance. Doors are locked for exams occurring on the weekend. A school representative will be available to admit all outside candidates and/or patients beginning 6:30AM.

**Food Service** - Vending machines are located in the 2<sup>nd</sup> floor canteen. There are numerous restaurants within walking distance. Inquire with the school representative.

#### **Parking**

**Patients**--For patient parking there is a shared parking lot for the School of Dentistry and Children's Mercy Hospital Emergency Services. The lot is located just north of 25<sup>th</sup> and Holmes on the left. visitors should utilize city street parking. Note that most street parking is metered and patrolled Monday-Friday.

**Candidates/Examiners**—Candidates can park in the lot behind the dental school. From Gillham, merge onto Locust Street. Turn into the Children's Mercy Hospital entrance; make an immediate right. Drive past the guard station (the gate will be up); parking will be at the end of the drive. Enter the dental school at the east set of doors across from Children's Mercy parking lot.

**ATM** - There is an ATM in the lobby of the building.

**Restrooms** - Restrooms are located on each floor and are clearly marked.

**Telephones** - There are phones located in 1<sup>st</sup> floor hallways for local calls; dial 9 for outside line.

Messages – If candidates need information prior to the exam, they can contact the Office of Clinical Programs 816-235-2137. School staff will be in Room 123 on the first floor during the exam if any assistance is needed.

UMKC School of Dentistry does not have an in-house school store. Hospital Hill Bookstore is located at the corner of 24<sup>th</sup> Terrace and Charlotte on the 1<sup>st</sup> floor level of the parking garage. The phone number is 816-235-2191.

Candidate School Tour – The Office of Clinical Programs is available to assist with direction finding exam spaces in our building. If you have questions, contact Stephanie Stewart-Towns, Room 123, 816-235-2137.

### **Clinic Facilities**

**Clinic Equipment** - Amalgamators, central sterilization and curing lights are provided (one hour time limit). However, there is a limited number of curing lights and you may wish to bring your own. Endodontic kits and handpieces are not available to candidates; **YOU MUST PROVIDE YOUR OWN**. All handpiece fittings are standard “International Standards Organization” 4 hole, and will accommodate “Star” 430 SWL, 430 SL or Midwest Fiber-Optic. We can also accommodate Bien-Air micro series electric handpieces. Other types may require an adaptor. We do **not** have adaptors. **There are no rental handpieces or other instruments/equipment.** Connectors are available in each operatory for ultrasonic units.

**Typodonts** – CDCA-WREB-CITA will provide all typodonts for the exam. Shrouds will be provided for all candidates.

**Storage** - Storage space is unavailable; therefore candidates will be responsible for their own equipment and personal belongings.

## **DISPENSARY**

Location: East End of Clinic-First Floor-Cross Hallway  
Hours: Friday and Saturday 7:30 A.M. - 5:00 P.M.,  
Sunday 7:00 A.M. – 12:00 P.M.  
Phone: 816-235-4067

## **CENTRAL STERILIZATION**

Location: Room 108 First Floor  
Hours: Friday and Saturday 7:30 A.M. - 5:00 P.M.,  
Sunday 7:00 A.M. – 12:00 P.M.  
Phone: 816-235-4063

1. Candidates must wear PPEs to scrub instruments. Instruments must be wrapped before bagging. Bags must have candidate's full name, number and date. Candidates can have their own instruments sterilized in our facility complimentary.
2. Turn-around time for sterilization is approximately 60-90 minutes.
3. Instruments turned in by 5:00 P.M. will be ready by 7:30 A.M. the following day.

## **Infection Control Procedures**

Infection Control Requirements are based on the theory of “Standard Precautions”. This means all patients are potentially infectious. These guidelines will be adhered to by all faculty, staff, students and patients.

**Personal Protective Equipment-** The transmission of infection between the health care giver and the patient is of great concern in the health care field. To provide for the safety of students and patients, and to ensure compliance with OSHA guidelines, all student doctors at UMKC are required to wear the following Personal Protection Equipment: prescribed disposable gloves, prescribed surgical face masks, prescribed outer gown to be worn over appropriate street clothing, prescribed eye wear with side shields.

For protection of personnel and patients, gloves must always be worn when touching blood, saliva or mucous membranes. Gloves must be worn by DHCWs when touching blood-soiled items, body fluids or secretions, as well as surfaces contaminated with them. Gloves must be worn when examining or manipulating oral structures. Hands must be washed and re-gloved before performing procedures on subsequent patients. Repeated use of a single pair of gloves is not acceptable since such use is likely to produce defects in the glove material which will diminish its value as an effective barrier. Gloves will be restricted to the cubicle while providing care. Gloves should not be worn to other clinical areas.

### **Face masks must be worn at all times while in UMKC School of Dentistry.**

Gowns can be worn over street clothes or over scrubs when treating or examining patients. Gowns should be changed at least daily or when visibly soiled with blood. Gowns should not be worn outside the patient treatment area.

If you need further information, contact the Director of Risk Management, extension 816-235-2076.

**Sterilization-** Infection Control/Instrument Management System (IC/IMS) is responsible for the collection and distribution of all instrumentation used during patient services while on the first floor clinic at UMKC School of Dentistry. Please observe their rules and regulations as they apply to patient care situations.

**Regulated Waste-** All sharps will be disposed of in appropriate puncture-proof containers. All regulated (medically infectious) waste will be disposed of by placing the waste in the red bags provided and depositing in an appropriate red biohazard container.

**Cubicle Cleaning-** Cubicles will be cleaned and readied for treatment using the following procedures: disinfect the cubicle with provided disinfectant, dispose of all barrier wraps, flush all water lines, and maintain carts and equipment in an aseptic state.

After patient treatment and at the end of the day, PPEs will be worn to clean and disinfect all instruments, to decontaminate all surfaces by removing infectious wastes and disinfecting all environmental surfaces and to rinse and disinfect all impressions, bite registrations and appliances before they are sent to the laboratory.

All DHCWs will follow basic personal hygiene procedures - hair cleared away from face, facial hair covered by face mask, fingernails should be clean and short.

**Risk Management**  
**Emergency Procedures And Code Blue Alert**

1. Make sure you know where the oxygen equipment is, and you know how to operate it. Locations of oxygen equipment are clearly labeled.
2. You must be thoroughly familiar with medical emergency management code blue procedures. When you have a medical emergency, it is too late to learn the proper procedure.
3. Careful patient evaluation, constant patient observation and early recognition of a medical emergency will go far in preventing serious medical complications. However, should a cardiopulmonary arrest occur, it becomes our immediate duty to identify the problem and begin basic cardiac life support procedures. The protocol to be followed is this:
  - A. Attending personnel will:
    1. Recognize the signs of the medical emergency.
    2. Begin proper management of the emergency and initiate cardio-pulmonary resuscitation if indicated.
    3. Ask someone to call the emergency number (ext. 4444) in the Oral Surgery Clinic.
    4. The person who made the call to ext. 4444 will proceed at once to the stairway next to the elevator on the first floor, wait for the emergency team to arrive, and then lead the emergency team to the site of the incident.
  - B. Upon arrival the emergency team members will take over the care of the patient.
  - C. Under the supervision of a member of the Department of Oral and Maxillofacial Surgery, the emergency team members will ensure that the patient is transferred to the emergency room of University Health for definitive treatment if indicated.
  - D. The attending faculty involved will submit a comprehensive written report of the incident to the Associate Dean for Clinical Programs.

4. For proper insurance protection for yourself or your patient, an incident report must be executed whenever an unusual outcome occurs. Incident report forms may be obtained from Stephanie Stewart-Towns, Room 123.

Necessary Telephone Numbers:

Code Blue #4444

Site Coordinator's Office, Room 123 #2137

Audiovisual #2096 or #2108

Maintenance #4057 or #2114

Security #1515

Dental Unit Malfunctions - Report equipment problems to maintenance personnel, ext. 4057. Contact them for left-to-right cubicle conversion. All units are easily converted.



## **Dental Supplies**

**Items available to candidates during restorative and periodontic examination**

### **SUPPLIES LOCATED IN CUBICLE**

Disinfectant  
Drinking Cups  
Facial Tissue  
Paper Towels  
Soap  
Trash Bags

### **CLINIC SUPPLY CART**

Hemodent  
Mouthwash  
Needles, Short & Long  
Prophy Paste  
Retraction Cord

### **CENTRAL STERILIZATION**

Rubber Dam

### **CLINIC SUPPLY CABINET**

Amalgam Capsules  
Disposable Bib-eze  
Evacuator Tips  
Face Masks  
Gloves (all gloves are Nitrile)  
Headrest Covers  
Hemostatic Agents  
Gloves (all gloves are Nitrile)  
Patient Bibs  
Rubber Dam Napkins  
Saliva Ejectors

### **DISPENSARY**

Articulating Paper  
Cement  
Composite Restorative Materials  
Cotton (Rolls, Pellets, Swabs, 2X2 Squares)  
Floss  
Impression Materials  
Local and Topical Anesthetic  
Polishing Materials for Restoration  
Disposable air/water syringe tips  
Disposable Styrofoam trays

Manikin setups with shrouds are provided in the restorative and periodontic clinics.

## **Dental Supplies**

**Items available to candidates during endodontic and prosthodontic examination**

0.4 Taper 35,40,45,50  
0.2 Taper 25 Gutter Percha  
Paper points – 30 -50 -60  
Endo tips  
Putty- yellow & blue  
Sof-Lex finishing strips - all sizes  
Evacuator oral tips  
Floss  
Pro rinse needles  
Butane gas  
2X2 Gauges  
Pro Marks  
Micro Torches  
Pro Mark Angles  
Rubber Dams  
Endo Sponges  
Endo Sequence  
Big Mirrors  
Barker Knives  
Surgical Blades - Size 25  
Flex Tab 1.0- 1.5- 2.0

Manikin setups with shrouds are provided in the endodontic and prosthodontic labs.

## **Travel and Accommodations**

Kansas City is served by Kansas City International (MCI) Airport

### **Directions from KC international airport**

- South/East on I-29 to I-35
- South on I-35 to east I-70 (near downtown)
  - Take the exit for South Hwy 71
  - Hwy 71 south to 22nd St./Paseo exit
  - West (right) on 22nd to Charlotte
  - South (left) on Charlotte to 25th St.
  - West (right) on 25th to Holmes (one block)
- The UMKC School of Dentistry is located on the northwest corner of 25th and Holmes.

Several shuttle buses, rental car, and taxi options are available at the airport

**Housing** - Make your room reservations directly with the hotel/motel of your choice. They can give you information about room rates, facilities, proximity to the dental school, transportation, etc. Some **may** provide UMKC discount for board candidates.

### **Housing**

### **Distance from School**

Sheraton KC Hotel at Crown Center  
2345 McGee  
Kansas City, MO  
(816) 841-1000

.6 Miles

Westin Crown Center Hotel  
One Pershing Road  
Kansas City, MO  
(816) 474-4400


.7 miles

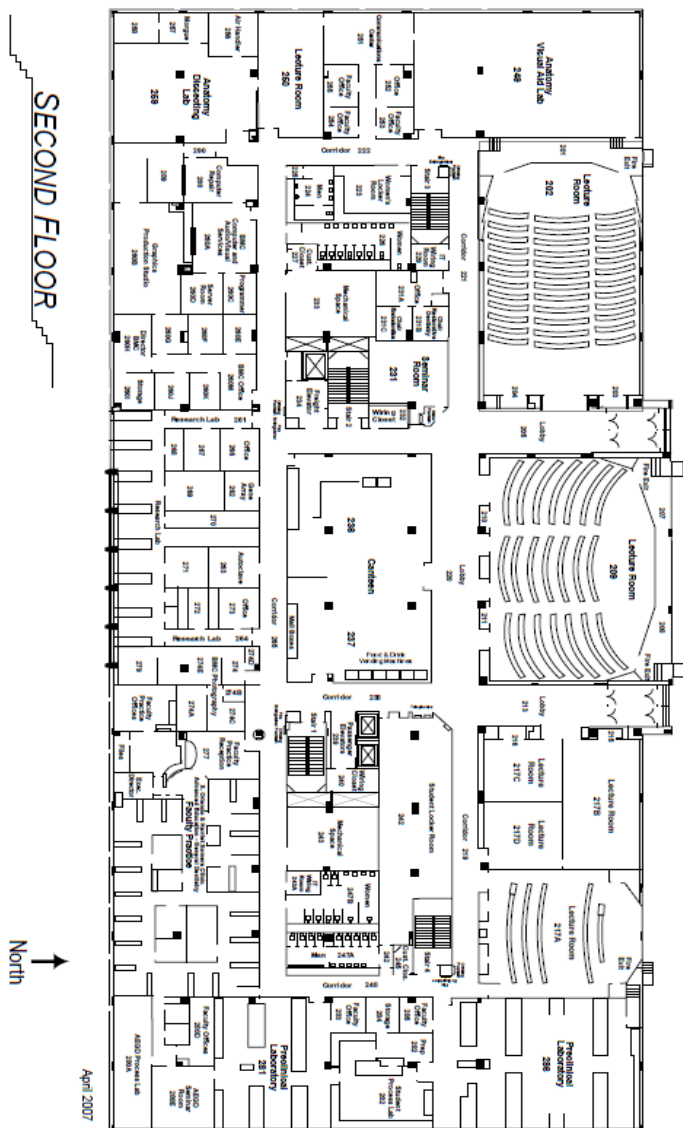
Hotel Indigo Kansas City  
2020 Grand Blvd  
Kansas City, MO  
(816) 285-1100

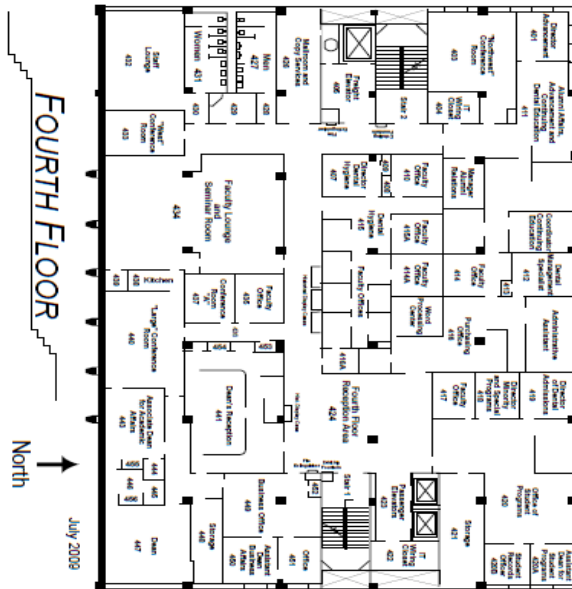
.9 Miles

Fairfield Inn  
3001 Main Street  
Kansas City, MO  
(816) 931-5700

1 Mile







Approaching from the examiner hotels on Gillham Street, merge left onto Locust Street. Going South on Locust turn left at CMH sign. Make another immediate right. Drive past the guard station (the gate will be raised); parking will be at the end of the drive. Enter the dental school at the second set of doors on the North side, across of CMH Emergency parking lot.

