

School Information for Candidates

CDCA-WREB-CITA

2023 Exams



University of New England College of Dental Medicine

Oral Health Center

750 Stevens Ave

Portland, ME 04103

www.une.edu/dentalmedicine

Table of Contents

SCHOOL FEE..... 3

IMPORTANT NOTICE..... 3

DRIVING DIRECTIONS 3

From Portland 3

From the Maine Turnpike (I-95)..... 3

PARKING..... 3

AIRPORTS 3

HOTELS 3

FOOD & BEVERAGE 3

PREPARING FOR EXAM 3

Cubicles (Operatories) – Assignments 3

Equipment, Instruments, and Materials..... 4

Q&A Sessions will be determined by the Chief Examiner 4

APPENDIX 1..... 5

APPENDIX 2..... 6

APPENDIX 3..... 9

APPENDIX 4..... 10

APPENDIX 5..... 13

SCHOOL FEE

Non-UNE College of Dental Medicine (CDM) Candidates must pay a clinic usage fee of \$750.00 for the exam. CDM has contracted CDCA-WREB-CITA to collect this fee upon candidate registration. You must present a payment receipt (hard copy or electronically) on the day of the exam. **Payment will not be accepted during Orientation or on the exam day.**

IMPORTANT NOTICE

If bringing your own instruments and materials, the user fee of \$750.00 still applies. You are welcome to use UNE Oral Health Center equipment and materials and it must be returned immediately at the conclusion of the examination. We do not rent or arrange for the rental of equipment for the exam.

DRIVING DIRECTIONS

[From Portland](#)

Take I-295 to Forest Avenue North (Exit 6B). Follow Forest Avenue to the traffic light at Woodford Street. Bear left onto Woodford Street and follow it to the light at Stevens Avenue. Turn right onto Stevens Avenue and continue for about one mile to the campus, which will appear on your left.

[From the Maine Turnpike \(I-95\)](#)

Take Exit 48 (Westbrook). After the tollbooth, turn left at the traffic light onto Riverside Drive. Follow Riverside Drive about one-quarter of a mile to the intersection of Brighton Avenue (Route 25), and turn left onto Brighton. Follow Brighton about one and three-quarter miles to the intersection of Stevens Avenue (Route 9) and turn left onto Stevens. Continue on Stevens about one mile through three traffic lights. The campus will appear on your left just after you pass the traffic light at Walton Street

PARKING

On-site ([APPENDIX 1](#))

For parking, use the lot on Stevens Ave. directly across the Poland St., as shown on the map in Appendix 1. The Oral Health Center will be on your left when you enter the parking lot, and you will use the building entrance that faces both the parking lot and Innovation Hall.

AIRPORTS

- Portland International Jetport (PWM) - Easily accessible to UNE College of Dental Medicine
- Logan International Airport, Boston, MA (BOS)

HOTELS

[Visit Portland Website](#)

FOOD & BEVERAGE

Refreshments will be provided to all Dental Candidates twice per day. A light breakfast will be delivered no later than 6:00 am. **Lunch will be provided to candidates** at 11:30 am in the GPL Conference Room 138 of the Oral Health Center. The Nor'Easter Café located in Alexander Hall (adjacent to OHC) is also available 7:30a to 4:00p.

PREPARING FOR EXAM

[Cubicles \(Operatories\) – Assignments](#)

For all candidates, operatory assignments are made by the CDM Coordinator. CDCA-WREB- CITA

assigns the date the candidate will sit for the exam. Each operatory is equipped with one dental chair (Adec), with air/water (Adec) and an operator's stool. Dental maintenance personnel will be on hand during the entire examination in case of malfunctions.

Equipment, Instruments, and Materials

Handpiece hookups - Located on the utility tray in front of each tray by each operatory chair. W&H and NSK Cordless EndoMate handpieces ([APPENDIX 3](#)) are utilized at our school. Our handpiece cassettes include all necessary attachments. At the end of the exam, the candidate will leave all equipment as it was received.

Materials - We do not have a supply store. We do not rent equipment or arrange for the rental of equipment. The School User fee provides for all materials shown in [APPENDIX 4](#) below.

Cassettes - We do not rent equipment or arrange for the rental of equipment. The School User fee provides for all materials and cassettes shown in [APPENDIX 2](#) below.

Manikin/Typodont – Your operatory is set up Kilgore Manikin/Post/Shroud with a magnetic mounting method for the Acadental typodont ([APPENDIX 5](#)). We do not supply the Acadental typodont. It cannot be purchased on site. CDCA-WREB-CITA will provide the typodont for the exam.

Sterilization – The Central Sterilization Facility is not available for non-UNE CDM candidates. All cassettes are sterilized when dispensed from each dispensary unit.

Q&A Sessions will be determined by the Chief Examiner

For additional questions regarding the CDCA-WREB-CITA Examination at UNE College of Dental Medicine, please contact:

Kimberly Soulard
UNE College of Dental Medicine
Tel. (207) 239-8846
Fax (207) 221-4805
E-mail – ksoulard@une.edu

APPENDIX 1



INNOVATION FOR A HEALTHIER PLANET

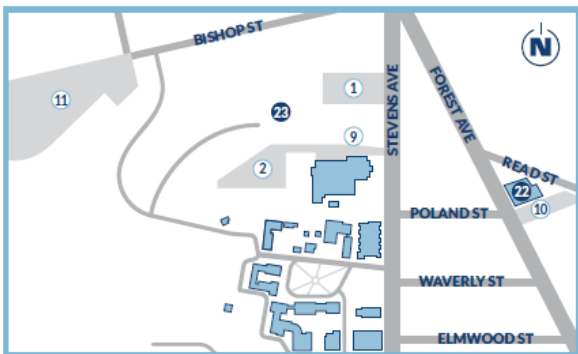
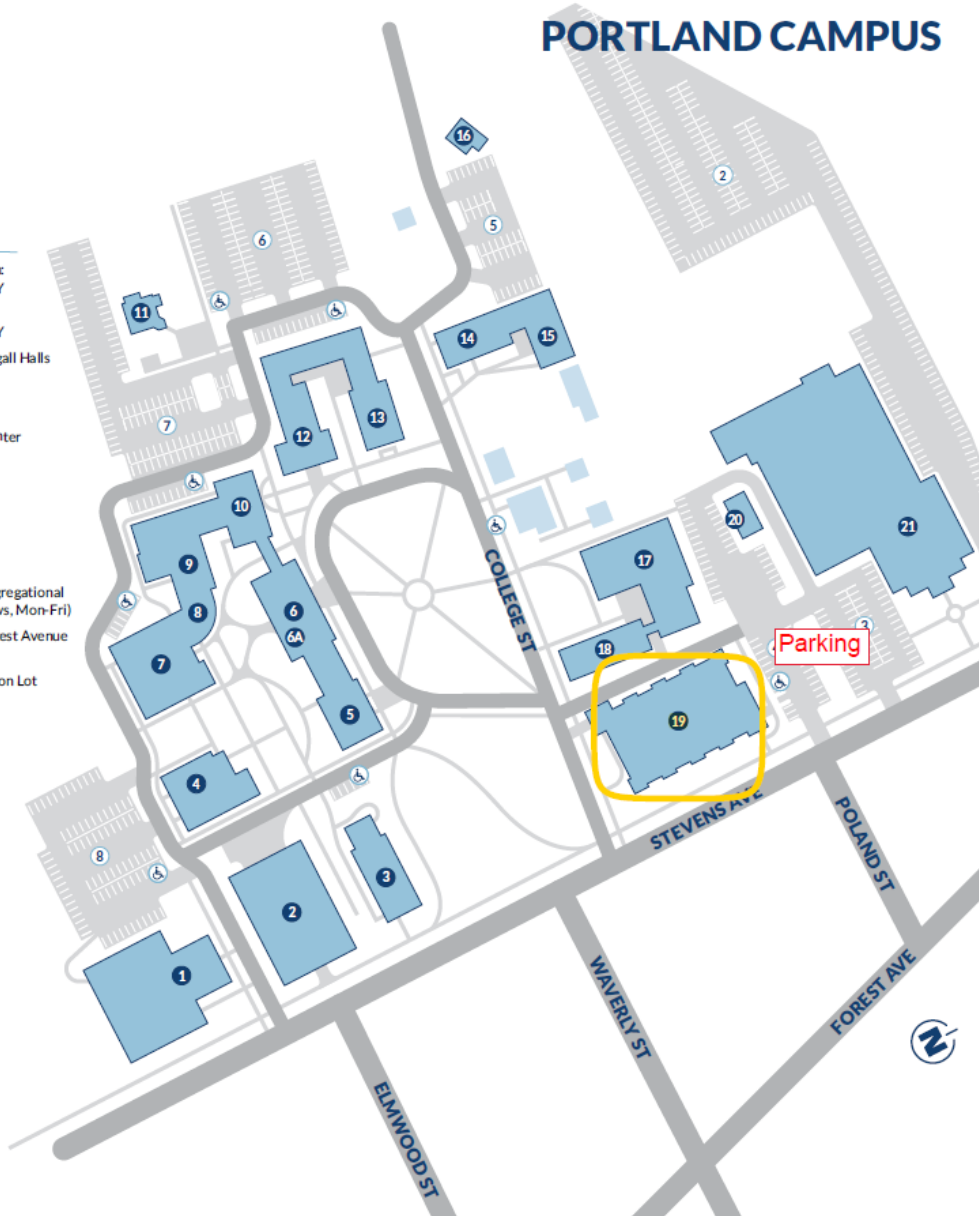
FACILITIES

- 1 Finley Recreation Center
- 2 College of Pharmacy
- 3 Ludcke Auditorium
- 4 Coleman Dental Hygiene Building
- 5 Goddard Hall
- 6 Hersey Hall
- 6A Graduate Admissions
- 7 Blewett Hall
- 8 Parker Pavilion
- 9 WCHP Lecture Hall
- 10 Proctor Hall
- 11 Art Gallery
- 12 Alumni Hall
- 13 Abplanalp Library
- 14 Ginn Hall
- 15 McDougall Hall
- 16 Safety and Security/ Shuttle Terminal
- 17 Alexander Hall
- 18 Linnell Hall
- 19 Oral Health Center
- 20 Facilities Management
- 21 Innovation Hall
- 22 UNE North (see inset)
- 23 Gulliver's Field (see inset)

PARKING

- 3 Innovation Hall South: Patient Parking ONLY
 - 4 Oral Health Center: Patient Parking ONLY
 - 5 Behind Ginn/McDougall Halls
 - 6 Behind Library
 - 7 Behind Proctor Hall
 - 8 Finley Recreation Center
 - Handicap Parking
- Additional UNE Parking Available (see inset)
- 1 812 Stevens Avenue
 - 2 Innovation Hall Rear
 - 9 Stevens Avenue Congregational Church (2 Middle Rows, Mon-Fri)
 - 10 UNE North: 1075 Forest Avenue (South Side Only)
 - 11 Bishop Street Extension Lot



PORTLAND CAMPUS



The UNE Portland Campus is proud to be on the National Register of Historic Places (1977) and to be the original home of Westbrook Seminary (1831-1929), Westbrook Junior College (1929-1970), and Westbrook College (1970-1996).


APPENDIX 2

ENDO BASIC KITS



POSITION	DESCRIPTION	PRODUCT CODE
	Green and Orange Grips, Green Rails, Orange Tabs	
	12 Inst. Cassette Green, 2 clips	IM81292C
1	#7 Cone Socket Mirror Handle	MH7
1	#5 FS CS, Single Sided, Single	MIR5
2	#TU-17/23 DE Explorer, Satin Steel	EXTU17/236
3	CC SE UNC Probe, 1-12 Satin Steel	PCPUNC126
4	#18L Dressing Pliers (Locking)	DP18L
5	#DG16 DE Endodontic Explorer	EXDG16
6	#32L DE Endodontic Exc, Satin Steel	EXC32L6
7	#9/11 DE Root Canal Plugger	RCP9/11
8	#5/7 DE Root Canal Plugger	RCP5/7
9	#D11T SE Root Canal Spreader	RCSD11T
10	#D11 SE Root Canal Spreader	RCSD11
11	#1 DE Glick Plastic Plugger	RCPGL1
Lid	#17 Iris Scissors, Straight	S17
Acc Area	Aspirating syringe wings	SYRCW

Rubber Dam Kit



Position	Description	Code
1	Rubber Dam Forceps	RDF4-U
2	Rubber Dam Punch	RDPA-U
Under Inst	Rubber Dam Frame	RDCF5C
Acc Area	Parts Box - Large	IMS-1273
Box	Retainer #14A	RDCM14A
Box	Retainer #0	RDCM0
Box	Retainer #1	RDCM1
Box	Retainer #2	RDCM2
Box	Retainer #7	RDCM7
Box	Retainer #8	RDCM8
Box	Retainer #8A	RDCM8A
Box	Retainer #212	RDCM212
Box	Retainer #9S	RDCM9S
Lid	#18 Iris Scissors, Curved	S18-U

RESTORATIVE KITS




	Additional Yellow Rings on XTS instruments	
	8 X 11 CUSTOM CASS, BLUE, 2 CLIPS	IM4168C2
1	Cone Socket Mirror Handle, Satin Steel	MH6-U
1	#5 FS CS, Single Sided, Single	MIR5
2	Satin Steel #23/6 DE Explorer	EX23/66-U
3	CC SE UNC Probe, 1-12 Satin Steel	PCPUNC126-U
4	#29 DE Margin Trimmer, Satin Steel	MT296-U
5	#28 DE Margin Trimmer, Satin Steel	MT286-U
6	#19 DE Excavator, Satin Steel	EXC196-U
7	#1/2 DE Plugger-Non Serrated Satin Steel	PLG1/2NS6-U
8	#27/29 DE Burnisher, Satin Steel	BB27/296-U
9	#21B DE Cone Burnisher, Satin Steel	BB21B6-U
10	#8 Wiland DE Carver, Satin Steel	CVW186-U
11	#1/2 Hollenback DE Carver, Satin Steel	CVHL1/26-U
12	#3/6 DE Cleoid-Discoid, Satin Steel	CD3/66-U
13	XTS #2 Goldstein Flexi-Thin	TNCIGFT2
14	XTS Interproximal DE Carver	TNCVIPC
15	#1 Oregon Plugger	PLGOR1
16	313 Mini Spatula/PICH	SP6061-U
Acc Area	Articulating Paper Forceps	APF2-U
Acc Area	Syringe Anesthetic Aspir CW Style 1.8ml	SYRCW-U
Acc Area	Amalgam Well	WA-U
Under Inst	#2 Dressing Pliers (College)	DP2-U
Under Inst	CF II Amalgam Carrier DE Regular/Large	ACS202-U
Lid	Crown & Gold Scissors, Curved	SCGC-U
Acc Area	Tofflemire Retainer-Contra Angle	088-6523

Separate item (17/18 Hatchet):




APPENDIX 3

High Speed Handpiece



Low Speed Handpieces Contra Angle/Straight Nose



NSK Cordless Endo Mate



APPENDIX 4

Friction Grip Carbide Burs	
<input type="checkbox"/>	245
<input type="checkbox"/>	330
<input type="checkbox"/>	38 inverted cone
<input type="checkbox"/>	7406.018
<input type="checkbox"/>	7408
<input type="checkbox"/>	7901
<input type="checkbox"/>	274 (Neumeyer)
<input type="checkbox"/>	ET6F
Right Angle Carbide Burs	
<input type="checkbox"/>	1/4 round
<input type="checkbox"/>	4 Round
<input type="checkbox"/>	6 Round
<input type="checkbox"/>	8 Round
Diamond Burs	
<input type="checkbox"/>	379.023 (Medium)
<input type="checkbox"/>	379F.023 (Fine)
<input type="checkbox"/>	858.014 (Medium)
<input type="checkbox"/>	845KR.016 (Medium)
<input type="checkbox"/>	6909.040 (Coarse)
<input type="checkbox"/>	6856L.018 (Coarse)
<input type="checkbox"/>	8856L.018 (Fine)
<input type="checkbox"/>	6856L.016 (Coarse)
<input type="checkbox"/>	8856L.016 (Fine)
<input type="checkbox"/>	6847KR.018 (Coarse)
<input type="checkbox"/>	8847KR.018 (Fine)
<input type="checkbox"/>	6847KR.016 (Coarse)
<input type="checkbox"/>	8847KR.016 (Fine)
<input type="checkbox"/>	8862.012 (Fine)


Specialty Burs	
<input type="checkbox"/>	Endo Z
<input type="checkbox"/>	Fissurotomy
<input type="checkbox"/>	2 RA Surgical
<input type="checkbox"/>	4 RA Surgical
Composite Polishing	
<input type="checkbox"/>	132 RA
<input type="checkbox"/>	232 RA
<input type="checkbox"/>	135 RA
<input type="checkbox"/>	235 RA
<input type="checkbox"/>	138 RA
<input type="checkbox"/>	238 RA
Amalgam Polishing	
<input type="checkbox"/>	205.060
<input type="checkbox"/>	203.030
<input type="checkbox"/>	325.060
<input type="checkbox"/>	323.030
<input type="checkbox"/>	BRY0135
<input type="checkbox"/>	BRY0133
<input type="checkbox"/>	661.120
<input type="checkbox"/>	661.420

Available Burs

Endodontic Materials

Baggy of materials will be at your assigned station

- 2 Stamped Rubber Dams
- 15-40 25mm Hand Files
- X1-X4 ProTaper Next Files
- Mixing Pad
- Endogel
- Ribbon Sealer Tips
- Endo Sponge
- Endo Suction
- Endo Ring



Endodontic Supplies

- Gutta Percha X2 - X4
- Paper Points X2 – X4
- Calamus Units
- Ribbon Sealer
- Additional Endogel & Ribbon Sealer Tips
- Additional files

Reduction Guide Supplies

- VP Mix Putty
- This is **Fast Set!**
- CheckMate provided to you with your typodonts
 - 10 Blade
 - 11 Blade
 - 12 Blade




The following are available:

- Super-Snap Mini
- Super-Snap Standard
- Preppies Pumice
- Latch Prophy Cups
- Wedgeguards



Available for the Prosthodontics portion:

- Snap Stone
- Surveyors
- Impression trays



Prepared Case Pans for Impressions
Pre-Measured Alginate contains 3 scoops

***Snap Stone, Alginate & VP putty
are fast set!***

APPENDIX 5

Typodonts

CDCA-WREB-CITA will provide the typodont for the exam.

